

# Water Level Report

Sept 2022, 2021

Susan Olynyk

**2020:** Water Levels were held within the summer operating band without incident

**2021:**

Snow surveys in the bush taken in February indicated there was not the usual amount of water in the snow, nor the usual amount of snow accumulation. As a result, OPG did not remove the last log in March 2021; the level did not fall as low as usual (288.0 m)

Water levels rose up quickly and reached the summer operating band prior to the Victoria Day weekend.

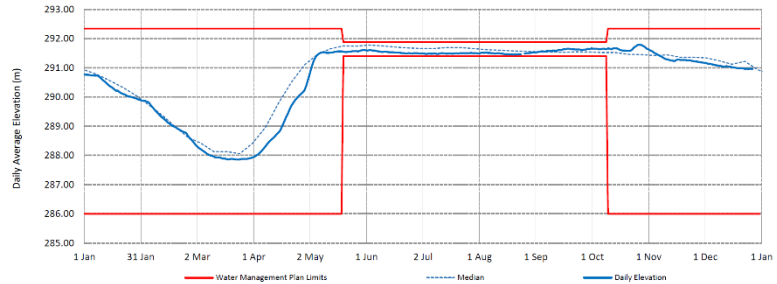
Levels have remained within the summer operating band to-date.

Heavy rains for a prolonged period in mid-July saw levels rising to the top of the operating band. Water was at or above the top of many cottage docks. A request was made to OPG's Northeast Operations to consider removing log(s) from the dam. In doing so, water was released at almost 50 cubic metres/second..an unusually high rate (see the Flow chart).

## Rabbit Lake Elevation 2020



Date	Level (m)	Flow (m <sup>3</sup> /s)
12/21/2020	290.88	9.5
12/22/2020	290.98	9.5
12/23/2020	290.96	9.5
12/24/2020	290.97	9.0
12/25/2020	290.96	9.0
12/26/2020	290.97	9.3
12/27/2020	290.96	9.0



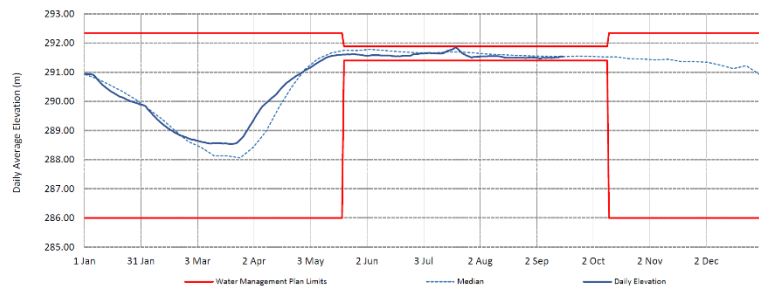
Ontario Power Generation Provisional Data  
For further info please contact  
Kate Cantin  
p: (705) 268-9197

Data current as of 12/28/2020

## Rabbit Lake Elevation 2021



Date	Level (m)	Flow (m <sup>3</sup> /s)
9/10/2021	291.48	1.8
9/11/2021	291.49	1.8
9/12/2021	291.51	2.1
9/13/2021	291.51	2.1
9/14/2021	291.51	2.0
9/15/2021	291.54	2.4
9/16/2021	291.53	2.4



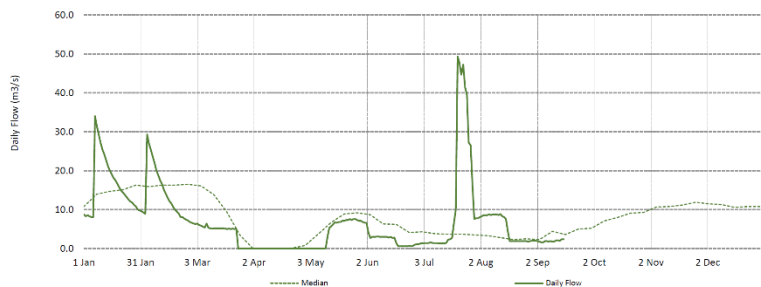
Ontario Power Generation Provisional Data  
For further info please contact  
Kate Cantin  
p: (705) 268-9197

Data current as of 9/17/2021

## Rabbit Lake Flow 2021



Date	Level (m)	Flow (m <sup>3</sup> /s)
9/10/2021	291.48	1.8
9/11/2021	291.49	1.8
9/12/2021	291.51	2.1
9/13/2021	291.51	2.1
9/14/2021	291.51	2.0
9/15/2021	291.54	2.4
9/16/2021	291.53	2.4



Ontario Power Generation Provisional Data  
For further info please contact  
Kate Cantin  
p: (705) 268-9197

Data current as of 9/17/2021